








































Epping Forest Summary Risk Register

Generated on: 30 April 2024





















Risk score indicator key.		
		
RED	AMBER	GREEN

Rows are sorted by Risk Score

Risk code	Risk title	Current risk score	Current risk score indicator	Target risk score	Target risk score indicator	Direction of travel (since last assessment)	Flight path (last 10 assessments)
ENV-NE-EF 004	Decline in Condition of Assets	32		24			
ENV-NE-EF 017	Tree failure	32		16			
ENV-NE-EF 006	Failure of raised reservoirs	24		4			
ENV-NE-EF 018	Deterioration of Wanstead Park Reservoirs	24		8			
ENV-NE-EF 008	Negative impacts from pests and diseases	16		12			
ENV-NE-EF 012	Loss of forest and buffer land and/or concession of prescriptive rights	16		12			
ENV-NE-EF 015	Impacts of anti-social behaviour on staff and site	16		12			
ENV-NE-EF 003	Risk for health and safety	12		8			
ENV-NE-EF 010	Negative impacts of development and encroachment	12		12			

Appendix 1

Risk code	Risk title	Current risk score	Current risk score indicator	Target risk score	Target risk score indicator	Direction of travel (since last assessment)	Flight path (last 10 assessments)
ENV-NE-EF 013	Recruitment of suitable staff and workforce planning	12		6			
ENV-NE-EF 016	Budget pressures	12		8			
ENV-NE-EF 005	Declining Site of Special Scientific Interest (SSSI)/Special Area of Conservation (SAC) Condition	8		8			
ENV-NE-EF 009	Adverse impacts of extreme weather and climate change	8		8			
ENV-NE-EF 011	Wanstead Park - Heritage at Risk Register	8		8			
ENV-NE-EF 014	Major Incident resulting in prolonged 'Access Denial'	8		8	